

SIRIO 827

CB & 10 m Base Station Antenna

DESCRIPTION

The most modern technology and the most advanced instruments have been used for the realization of SIRIO 827, the new base antenna with remarkable characteristics. It is made of Silicium Magnesium Aluminium tubes of big dimensions drawn and cemented on the surface to get the maximum strenght of the main whip. The coil, made of enamelled copper wire of big section, has been specially planned in order to bear high powers. It adopts the exclusive system C.A.C.S. (Coil Auto-Cooling System) which allows the auto-cooling by a finned support that keeps the coil hanging up allowing the air circulation.

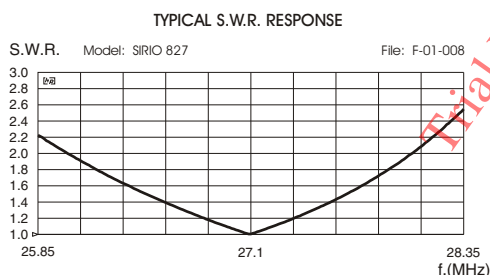
SPECIFICATIONS

Electrical Data

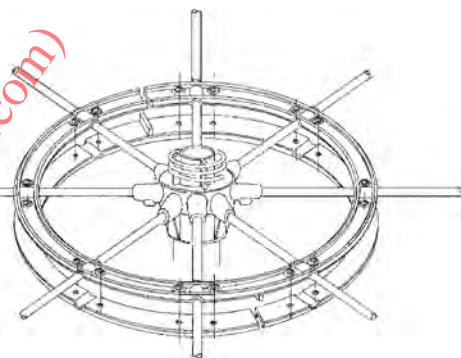
Type	: 5/8 Ground Plane
Frequency range	: 26.4...28.4 MHz tunable (see table)
Impedance	: 50
Radiation (H-plane)	: 360° omnidirectional
Polarization	: Linear Vertical
Gain	: 1.5 dBd, 3.65 dBi
Bandwidth @ SWR 2	: 2000 KHz (180 channel)
SWR @ res. freq.	: 1.1
Max Power	: 1000 Watts (CW) continuous
	: 3000 Watts (CW) short time
Feed system/ position	: Transformer DC-ground / base
Connector	: UHF-female

Mechanical Data

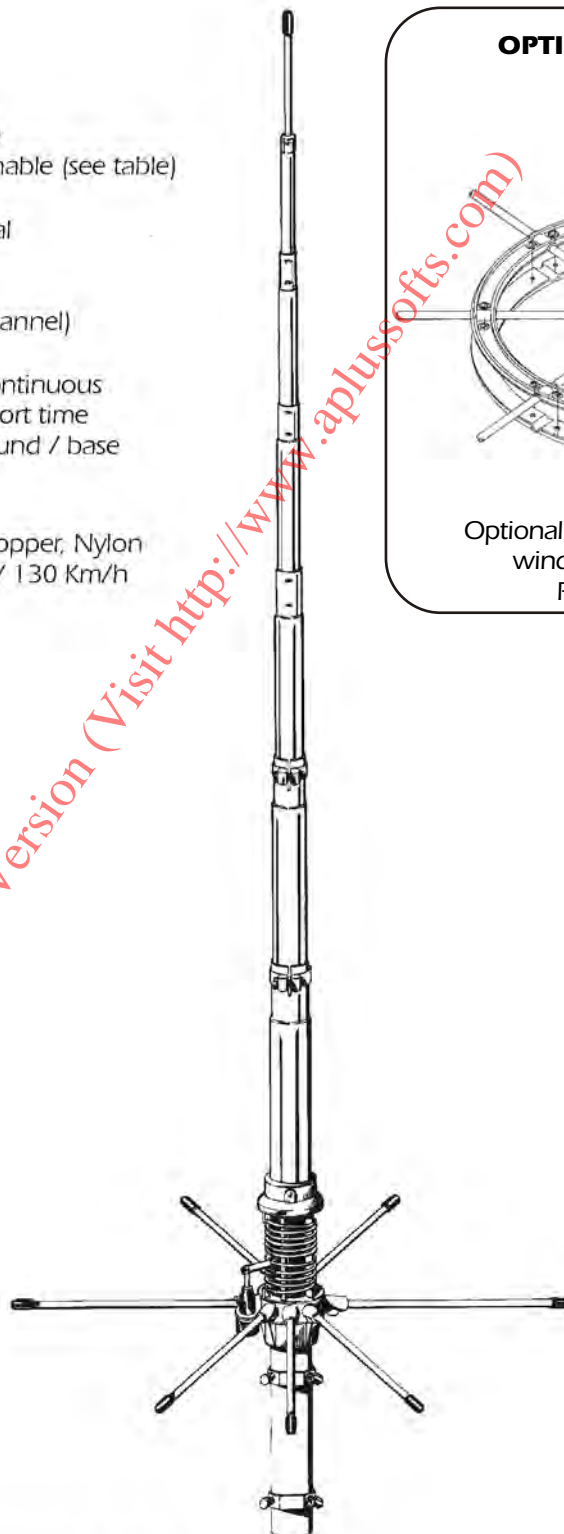
Materials	: Aluminium, Steel, Copper, Nylon
Wind Load/ Resistance	: 264 N @ 150Km/h / 130 Km/h
Wind surface	: 0.23 m ²
Length (approx.)	: 6700 mm
Weigth (approx.)	: 6000 gr
Radial lenght	: 1400 mm
Mounting Mast	: 35-39 mm



OPTIONAL ANTI NOISE NYLON RING



Optional nylon ring to reduce the wind noise of the radials.
P/N: 2511011.00



TUNING TABLE

Freq. (MHz)	L (mm)
26.4	670
27.0	457
(Ch.19 CB) 27.185	400
27.5	300
28.0	137
28.4	18

Mounting needed tools:

- n. 1 tape rules (meter)
- n. 1 phillips screwdriver
- n. 1 10 mm open key
- n. 1 13 mm open key

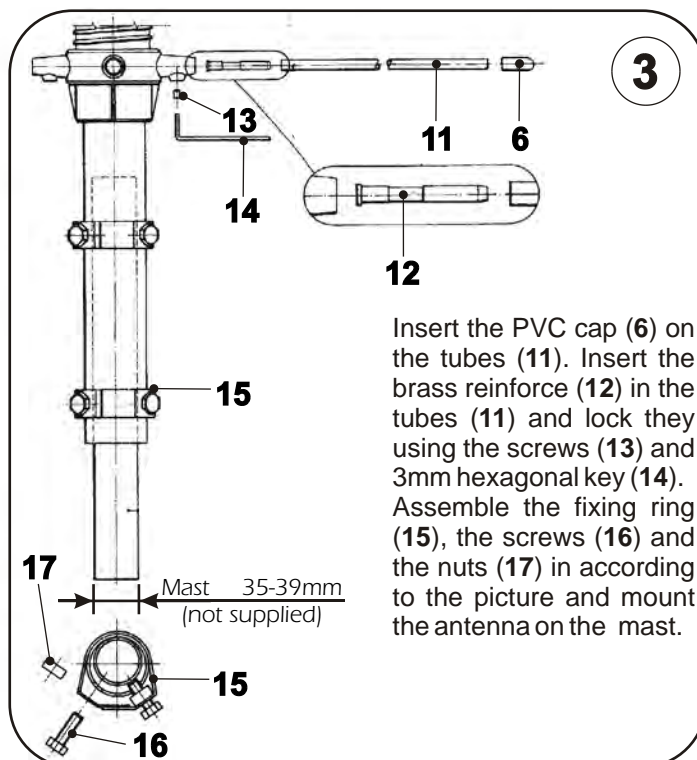
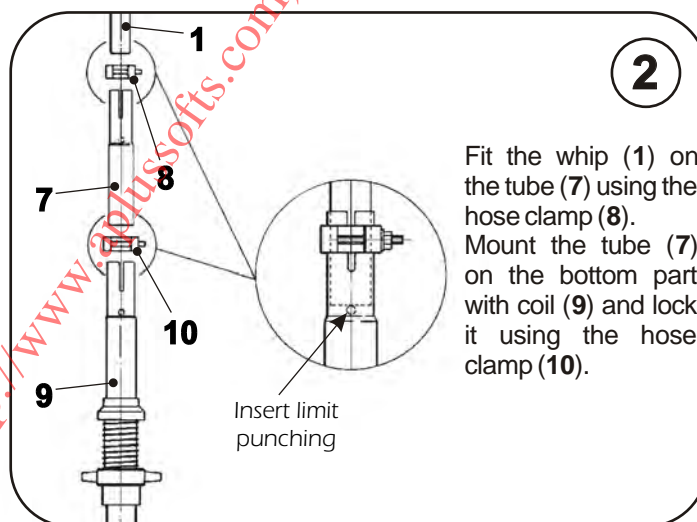
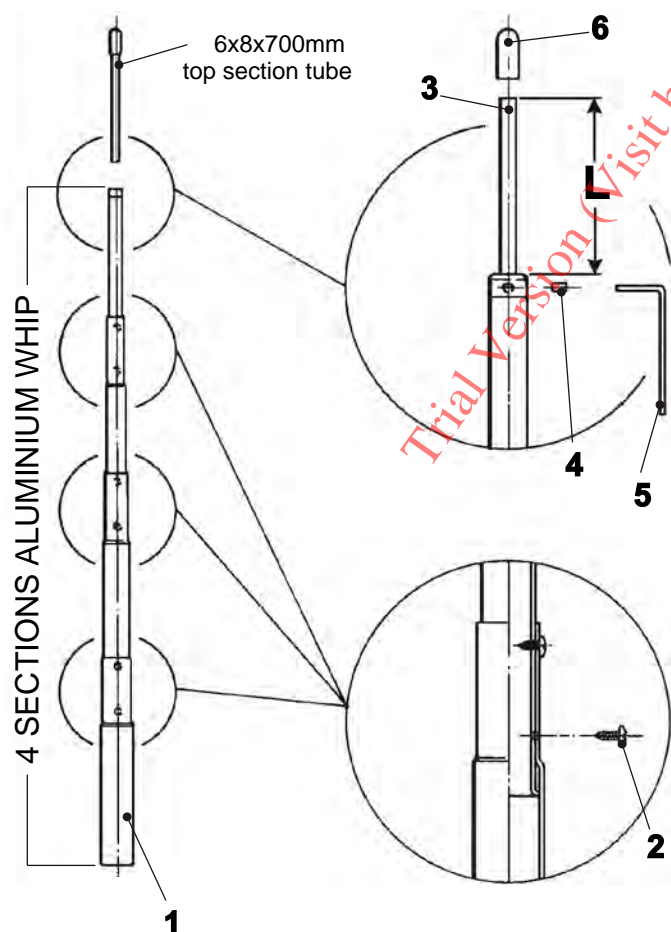
Parts List

Pos	Q.ty	Description
1	1	4 sections telescopic aluminium whip
2	6	3.9x6.5 phillips tapping screws
3	1	6x8x700mm top section tube
4	1	M4x4 hexagon socket set screws cup point
5	1	2mm hexagonal key
6	9	PVC caps for 8 mm aluminium tube
7	1	33.5x37x1100 mm aluminium tube
8	1	32-35 mm hose clamp
9	1	Bottom section assembled with coil and connector
10	1	40-43 mm hose clamp
11	8	6x8x1400mm aluminium tubes
12	8	brass radials reinforces
13	8	M6x6 hexagon socket set screws cup point
14	1	3mm hexagonal key
15	2	AISI 302 stainless steel rings
16	4	M8x30 exagon head screws
17	4	M8 square nuts

MOUNTING INSTRUCTIONS

Pull out the sections of telescopic aluminium whip (1) and lock they using the screws (2). Insert the top aluminium tube (3) at L (see tuning table for frequency) and lock it using the screw (4) and 2 mm hexagonal key (5). Mount the PVC cap (6).

NOTE: Use the table just as a guide. For fine-tuning please use an SWR-meter



SIRIO
antenne

HI-QUALITY ANTENNAS MADE IN ITALY